

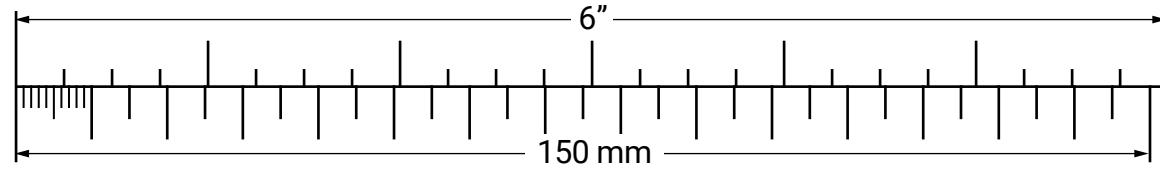
## EAGLE® 9 EAGLE EYE™ 9 MOUNTING TEMPLATE GABARIT DE MONTAGE



- EN Do not resize this mounting template if printing.
- DE Ändern Sie beim Ausdrucken nicht die Größe dieser Montagevorlage.
- ES No cambie el tamaño de esta plantilla de montaje si va a imprimirla.
- FI Älä muuta kiinnitysmallin kokoa tulostettaessa.
- FR Ne redimensionnez pas ce gabarit en cas d'impression.
- IT Non cambiare le dimensioni della dima di montaggio nel caso si decida di stamparla.
- NL Pas het formaat van deze montagesjabloon niet aan als u hem afdrukt.
- NO Ikke endre størrelsen på denne monteringsmalen hvis den skrives ut.
- PT Se imprimir este modelo de montagem, não o redimensione.
- SV Ändra inte storlek på monteringsmallen vid utskrift.
- ZH 如果打印, 请勿调整此安装模板的大小。

Recommended pilot holes / Trous de guidage recommandés


|                                    |                      |
|------------------------------------|----------------------|
| Soft materials / Matériaux souples | Ø 1.9–2.2 mm (5/64") |
| Hard materials / Matériaux rigides | Ø 2.3–2.6 mm (3/32") |



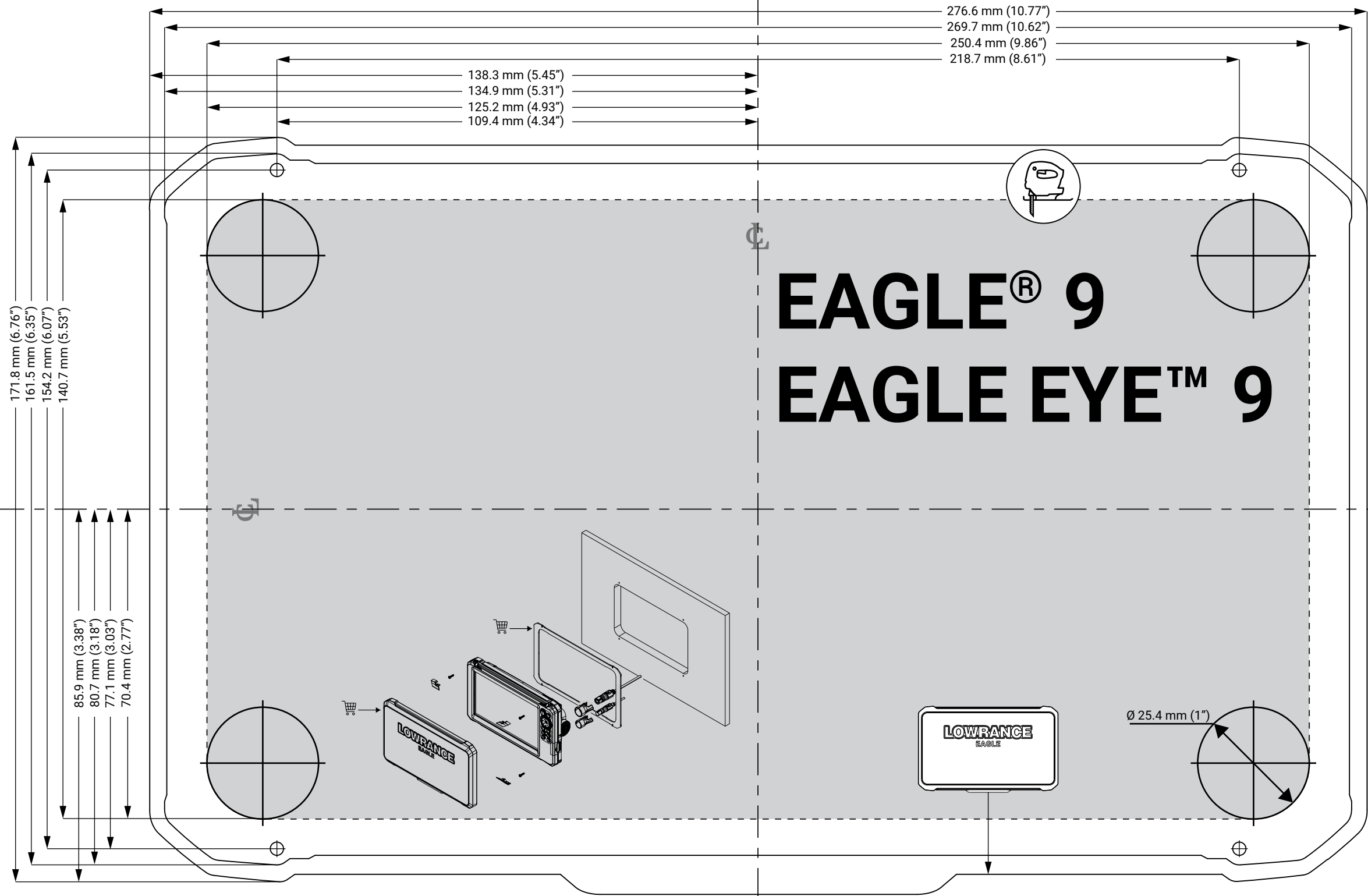
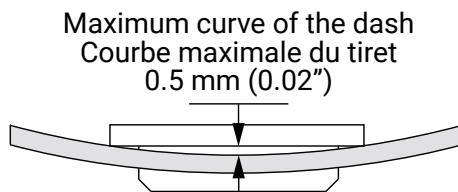
**i**

- \* Suncover sold separately  
Capot de protection d'écran vendu séparément  
SKU: 000-16251-001
- \* Dash gasket sold separately  
Joint de tableau de bord vendu séparément  
SKU: 000-16255-001

[www.lowrance.com/dealer-locator](http://www.lowrance.com/dealer-locator)



**1:1**  
A3: 420 mm x 297 mm  
(16.54" x 11.69")



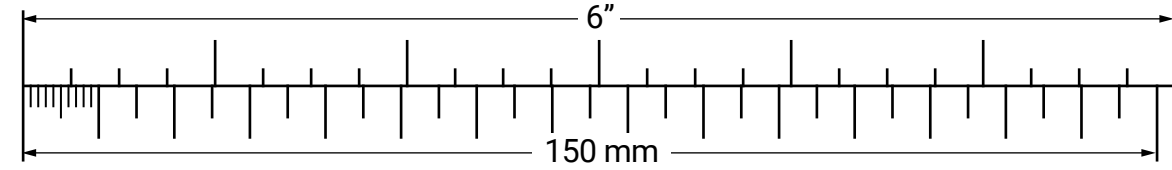
## EAGLE® 7 MOUNTING TEMPLATE GABARIT DE MONTAGE



- EN Do not resize this mounting template if printing.
- DE Ändern Sie beim Ausdrucken nicht die Größe dieser Montagevorlage.
- ES No cambie el tamaño de esta plantilla de montaje si va a imprimirla.
- FI Älä muuta kiinnitysmallin kokoa tulostettaessa.
- FR Ne redimensionnez pas ce gabarit en cas d'impression.
- IT Non cambiare le dimensioni della dima di montaggio nel caso si decida di stamparla.
- NL Pas het formaat van deze montagesjabloon niet aan als u hem afdrukt.
- NO Ikke endre størrelsen på denne monteringsmalen hvis den skrives ut.
- PT Se imprimir este modelo de montagem, não o redimensione.
- SV Ändra inte storlek på monteringsmallen vid utskrift.
- ZH 如果打印, 请勿调整此安装模板的大小。

Recommended pilot holes / Trous de guidage recommandés


|                                    |                      |
|------------------------------------|----------------------|
| Soft materials / Matériaux souples | Ø 1.9–2.2 mm (5/64") |
| Hard materials / Matériaux rigides | Ø 2.3–2.6 mm (3/32") |



**i**

- \* Suncover sold separately  
Capot de protection d'écran vendu séparément  
SKU: 000-16250-001
- \* Dash gasket sold separately  
Joint de tableau de bord vendu séparément  
SKU: 000-16254-001

[www.lowrance.com/dealer-locator](http://www.lowrance.com/dealer-locator)



**1:1**  
A3: 420 mm x 297 mm  
(16.54"x 11.69")

Maximum curve of the dash  
Courbe maximale du tîret  
0.5 mm (0.02")

